

A Quick Introduction: Dr. Wendong Zhang

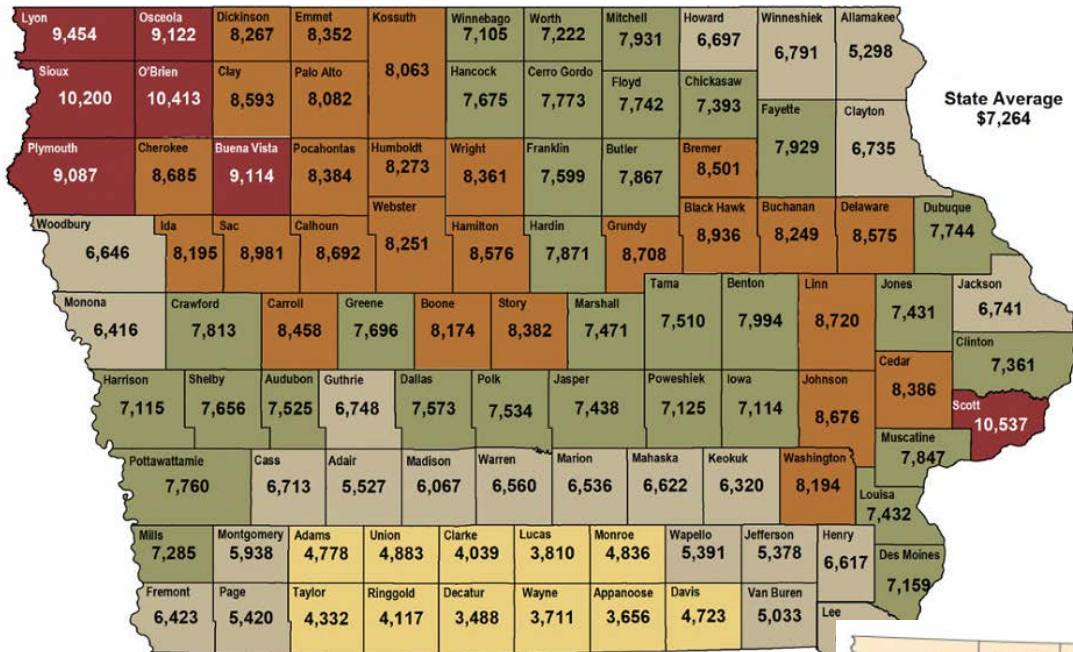
- Grown up in a rural county in NE China
- Attended college in Shanghai and Hong Kong
- Ph.D. in Ag Econ in 2015 from Ohio State
- 2012 summer intern at USDA-ERS on farm economy and farmland values
- Research and extension interests:

land value/ownership [www.card.iastate.edu/farmland/agriculture and the environment](http://www.card.iastate.edu/farmland/agriculture_and_the_environment)

China Ag center www.card.iastate.edu/china

2018 Iowa Land Values

Higher
CSR2 =
Higher
Land Value




State Average
\$7,264

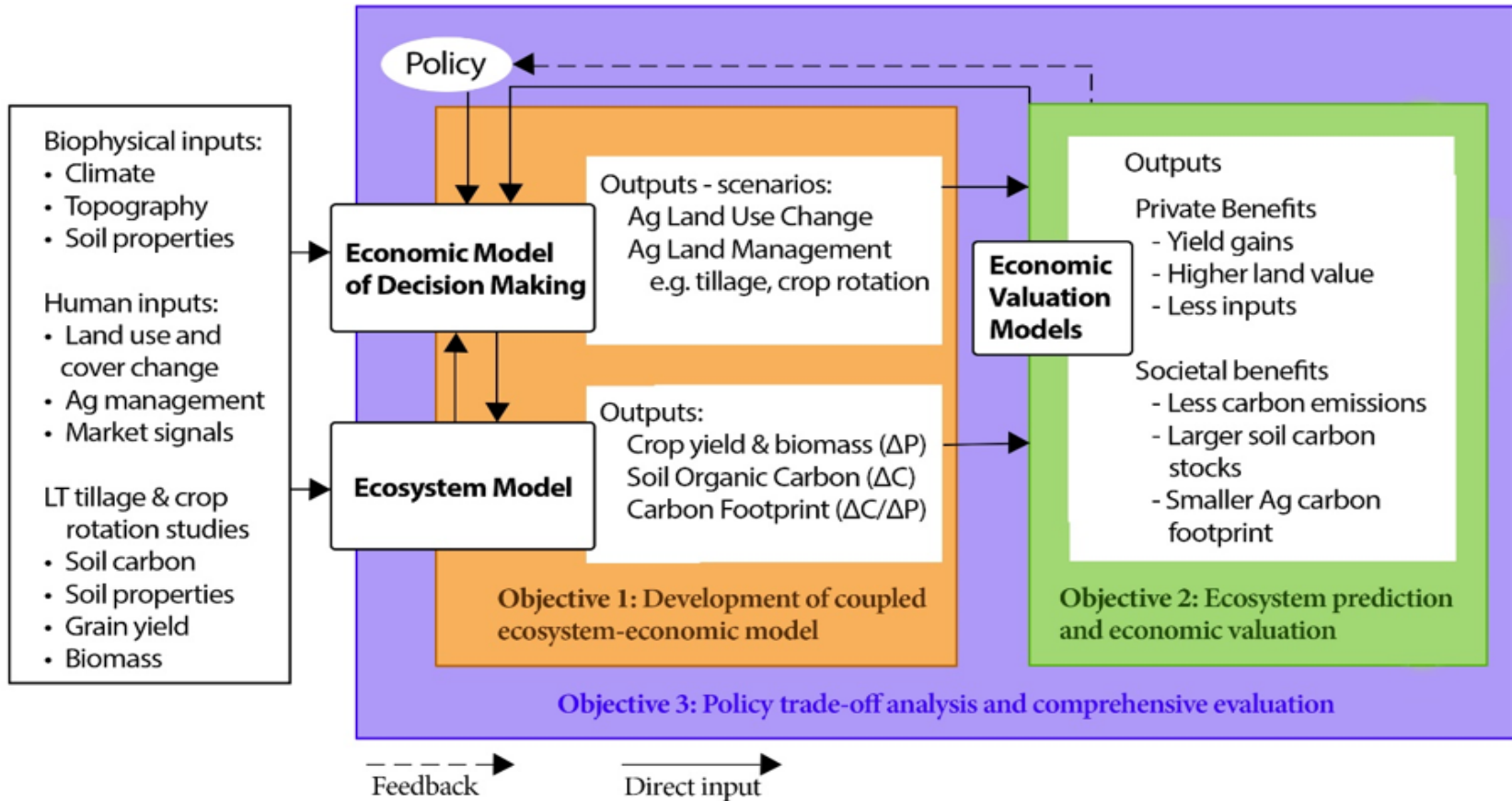


IOWA STATE UNIVERSITY
Extension and Outreach

2018 ISU Land Value Survey



An ideal world



USDA proposal with M. Al-Kaisi and C. Lu

Soil Health as Natural Capital – Missing Pieces


- No clear definitions of one or two most critical soil health metrics
- Clear relationship(s) between BMP with measured soil health metrics
- Acceptance of appraisers and land buyers in recognizing values of soil improvements
- Proper incentive structures beyond uniform cost-share payments scheme



Percent of Land and Owners Using Various Conservation Practices 2017

	Owners	Acres
No till	21%	27%
Cover crops	5%	4%
Buffer strips	3%	3%
Pond or sedimentation basin	1%	2%

Iowa Farmland Ownership and Tenure Survey, 1982-2017:
A Thirty-Five Year Perspective



FM 1002 August 2018

Percent of Owner Willing to Help Tenant Adopt Cover Crops by Type 2017

	Pay for a portion of cost to plant cover crops	Lower rent for tenants who plan to plant cover crops	Longer lease for tenants who plan to plant cover crops
Yes	20%	10%	5%
No	25%	7%	9%
Maybe	16%	1%	3%